

DC-DC CONVERTER

◆ Low Ripple & Noise

◆ Constant Short-Circuit Protection


◆ Meet RoHS, CE, UL Certification

◆ Meet Railway & Medical Certification




NEW YTB15

Ultra Compact Size




SIP4 / DIL8 Package



High Efficient



6.4KVDC Isolation



Non-isolated



Open Frame

DC-DC Converters, Ultra Compact Size, 10 ~ 15W

	P/N(Series)	Watt	Input Voltage (Vdc)	Output Voltage (Vdc)	Size(mm)	Isolated	Package
NEW	YTB10	10W	9~36,18~75	5,12,15,24,±12,±15	24.30*14.30*9.80	1.6KV	DIP16
NEW	YTB15	15W	9~36,18~75	5,12,15,24,±12,±15	24.30*14.30*9.80	1.6KV	DIP16

DC-DC Converters, High Efficient, 0.25 ~ 3W NEW


	P/N(Series)	Watt	Input Voltage (Vdc)	Output Voltage (Vdc)	Size(mm)	Isolated	Package
	12DC	1W	3.3,5,9,12,15,24	3.3,5,9,12,15,24,±3.3,±5,±9,±12,±15,±24	19.50*6.00*10.00	1.5~6KV	SIP7
	12D1C	1W	3.3,5,9,12,15,24	3.3,5,9,12,15,24,±3.3,±5,±9,±12,±15,±24	19.50*9.80*12.50	6.4KV	SIP7
	13DC	1W	3.3,5,9,12,15,24	3.3,5,9,12,15,24,±3.3,±5,±9,±12,±15,±24	11.50*6.00*7.50 11.50*6.00*10.00 12.70*10.16*6.80	1.5 / 3KV	SIP4 DIL8
	13DSC	0.25W/0.5W 0.75W/1W	3.3,5,9,12,15,24	3.3,5,9,12,15,24	12.70*7.60*6.25 12.80*10.80*6.90	1.5 / 3KV	SMD
	13DS1C	1W	3.3,5,9,12,15,24	3.3,5,9,12,15,24,±3.3,±5,±9,±12,±15,±24	15.24*8.00*7.30	1.5 / 3KV	SMD
	14DC	1W	3.3,5,9,12,15,24	3.3,5,9,12,15,24,±3.3,±5,±9,±12,±15,±24	19.50*6.00*10.00	1.5 / 3KV	SIP7
	12DC-2W	2W	5,12,15,24	3.3,5,9,12,15,24,±3.3,±5,±9,±12,±15,±24	19.50*6.00*10.00	1.5~6KV	SIP7
	12D1C-2W	2W	5,12,15,24	3.3,5,9,12,15,24,±3.3,±5,±9,±12,±15,±24	19.50*9.80*12.50	6.4KV	SIP7
	13DC-2W	2W	5,12,15,24	3.3,5,9,12,15,24,±3.3,±5,±9,±12,±15,±24	11.50*6.00*10.00 12.70*10.16*6.80	1.5 / 3KV	SIP4 DIL8
	13DSC-2W	2W	5,12,15,24	3.3,5,9,12,15,24	12.70*7.60*6.25 12.80*10.80*6.90	1.5 / 3KV	SMD
	13DS1C-2W	2W	5,12,15,24	3.3,5,9,12,15,24,±3.3,±5,±9,±12,±15,±24	15.24*8.00*7.30	1.5 / 3KV	SMD
	14DC-2W	2W	5,12,15,24	3.3,5,9,12,15,24,±3.3,±5,±9,±12,±15,±24	19.50*6.00*10.00	1.5 / 3KV	SIP7
	12DC-3W	3W	12,15,24	5,12,15,24,±5,±12,±15,±24	19.50*7.10*10.00	1.5~6KV	SIP7
	13DC-3W	3W	12,15,24	5,12,15,24,±5,±12,±15,±24	11.50*7.50*10.00 12.70*10.16*7.50	1.5 / 3KV	SIP4 DIL8
	14DC-3W	3W	12,15,24	5,12,15,24,±5,±12,±15,±24	19.50*7.10*10.00	1.5 / 3KV	SIP7

DC-DC Converters, Non-isolated, 0.5 ~ 10A, Regulated

	P/N (Series)	Input Voltage(Vdc)	Output Voltage(Vdc)	Output Current	Size(mm)	Package
	01DC-500	4.75~36	±1.2,±1.5,±1.8,±2.5,±3.3, ±5.0,±6.5,±9.0,±12,±15	500mA	11.60*7.60*10.40	SIP3
	01DC-1A	4.75~36	1.2,1.5,1.8,2.5,3.3, ±5.0,±6.5,±9.0,±12,±15	1000mA	11.60*7.60*10.40	SIP3
	01DC2-1A	4.75~36	3.3,±5.0,6.5,9.0,±12,±15	1000mA	17.50*11.50*8.50	SIP3
	01D-2A	4.75~36	1.8,2.5,3.3,5.0,9.0,12,15	2000mA	11.50*8.50*17.50	SIP3
	01D-3A	4.5~14,10~30	0.59~6.0,3.0~6.0,5.0~15	3000mA	15.50*9.40*6.00 16.50*10.40*6.00	SIP5
	08DC-500	9~90	3.3,5.0,6.5,9.0,12,15,24	500mA	11.50*8.50*17.50 11.50*8.50*19.00	SIP3
	02D-6A	2.4~5.5 Vo(Set)<3.63V ; Vin=8.3~14Vdc Vo(Set)>3.63V ; Vin=8.3~13.2Vdc	0.75~3.3Vdc 0.75~5.0Vdc	0A~6A	23.00*10.20*4.90 23.00*10.20*7.00	SIP
	03D-10A	Vo(Set)≤3.63V Vin=8.3~14Vdc	0.75~5.0Vdc	0A~10A	33.00*13.50*7.70	SMD

DC-DC Converters, SMD Package, 1 ~ 3W


P/N(Series)	Watt	Input Voltage (Vdc)	Output Voltage (Vdc)	Size(mm)	Isolated	Package
28D-1W	1W	4.5~9.9~18,18~36,36~75	3.3,5,12,15,±5,±12,±15	24.10*14.35*10.25	1.5KV	SMD
28D	2W	4.5~9.9~18,18~36,36~75	3.3,5,12,15,±5,±12,±15	24.10*14.35*10.25	1.5KV	SMD
28D-3W	3W	4.5~9.9~18,18~36,36~75	3.3,5,12,15,±5,±12,±15	24.10*14.35*10.25	1.5KV	SMD




SMD Package

DC-DC Converters, SIP Package, 1 ~ 9W

P/N(Series)	Watt	Input Voltage (Vdc)	Output Voltage (Vdc)	Size(mm)	Isolated	Package
10D	1W	3.3,5,9,12,15,24,48	3.3,5,9,12,15,24	19.50*6.00*10.00 19.50*7.10*10.00	1KV	SIP6
12/14DC-R	1W	5,12,15,24	3.3,5,9,12	19.50*6.00*10.00	1.5KV / 3KV	SIP7
12DZ	1W	4.5~9.9~18,18~36	5,9,12,15,24	19.50*7.10*10.00	3KV	SIP7
14DZ	1W	4.5~9.9~18,18~36	5,9,12,15,24	19.50*7.10*10.00	3KV	SIP7
12DZ-2W	2W	4.5~9.9~18,18~36	5,9,12,15,24	19.50*7.10*10.00	3KV	SIP7
14DZ-2W	2W	4.5~9.9~18,18~36	5,9,12,15,24	19.50*7.10*10.00	3KV	SIP7
27D	2W	4.5~9.9~18,18~36,36~72	5,9,12,15,24,±5,±9,±12,±15,±24	21.80*9.20*11.10	1KV / 3KV	SIP8
27DW	2W	9~36,18~75	5,9,12,15,24,±5,±9,±12,±15,±24	21.80*9.20*11.10	1KV / 3KV	SIP8
27D-3W	3W	9~18,18~36,36~72	3.3,5,9,12,15,±5,±9,±12,±15	21.80*9.20*11.10	1.5KV / 3KV	SIP8
27DW-3W	3W	9~36,18~75	3.3,5,9,12,15,±5,±9,±12,±15	21.80*9.20*11.10	1.5KV / 3KV	SIP8
NEW 27DC-6W	4W/5W/6W	9~36,18~75	3.3,5,9,12,15,24,±5,±9,±12,±15,±24	21.80*9.20*11.10	1.6KV	SIP8
NEW 27DX-6W	6W	6~60	3.3,5,9,12,15,24	21.80*9.20*11.10	1.5KV	SIP8
27DW-9W	9W	9~36,18~75	3.3,5,12,15,24,±5,±12,±15	21.80*9.20*11.10	1.6KV	SIP8



SIP7 Package




SIP8 Package



DC-DC Converters, 1.25" x 0.8" Package, 3 ~ 25W

P/N(Series)	Watt	Input Voltage (Vdc)	Output Voltage (Vdc)	Size(mm)	Isolated	Package
68D	3W	4.5~9.9~18,18~36,36~72	5,12,15,±5,±12,±15	31.60*20.10*11.00	1.5KV	DIL24
NEW 68DC	3~6W	4.5~9.9~36,18~75	3.3,5,9,12,15,24,±5,±12,±15,±24	31.60*20.10*11.00 31.80*20.30*10.20	1.5KV / 3KV	DIL24
69D	3W	9~36,18~72	5,12,15,±5,±12,±15	31.60*20.10*11.00	1.5KV	DIL24
68D8	8W	4.5~9.9~18,18~36,36~75	3.3,5,12,15,±5,±12,±15	31.60*20.10*10.00	1.6KV	DIL24
68DW8	8W	9~36,18~75	3.3,5,12,15,±5,±12,±15	31.60*20.10*10.00	1.6KV	DIL24
68D10	10W	9~18,18~36,36~75	3.3,5,12,15,±5,±12,±15	31.60*20.10*10.00	1.5KV	DIL24
68DW10	10W	9~36,18~75	3.3,5,12,15,±5,±12,±15	31.60*20.10*10.00	1.5KV	DIL24
68D12	12W	9~18,18~36,36~75	3.3,5,12,15,±5,±12,±15	31.60*20.10*10.00	1.5KV	DIL24
68DW12	12W	9~36,18~75	3.3,5,12,15,±5,±12,±15	31.60*20.10*10.00	1.5KV	DIL24
NEW YKA15	15W	9~18,18~36,36~75	3.3,5,1,12,15,24,±5,±12,±15	31.60*20.10*10.00	1.6KV	DIL24
NEW YKB15	15W	9~36,18~75	5,12,15,24,±12,±15	31.60*20.10*10.00	1.6KV	DIL24
NEW YKB20	20W	9~36,18~75	5,12,15,24,±12,±15	31.60*20.10*10.00	1.6KV	DIL24
NEW YKB25	25W	9~36,18~75	5,12,15,24,±12,±15	31.60*20.10*10.00	1.6KV	DIL24

10:1 Wide Input



9 Watt SIP8



25 Watt DIL24

DC-DC CONVERTER




HOT 96DW-R6

1" x 1" Size, 30 Watt



NEW YNC40

2" x 1", 40W, 8:1 Wide Input




2" x 2" Size, 40 Watt




NEW YHB75

Half Brick Size, 75 Watt



+ 30DW-10WM

Medical Solution



🚂 98DW20-R3

Railway Solution

DC-DC Converters, 1"x 1"Package, 3 ~ 30W

	P/N(Series)	Watt	Input Voltage (Vdc)	Output Voltage (Vdc)	Size(mm)	Isolated	Package
NEW	76DC-6W	3W/4W/5W/6W	9-36,18-75	3.3,5,9,12,15,24,±5,±12,±15,±24	25.40*25.40*10.60	1.5KV / 3KV	DIL5
	76DW-6W	6W	40-160	3.3,5,12,15,24,±5,±12,±15	25.40*25.40*10.60	2.5KV	DIL6
	68DW10-R6	10W	9-36,18-75	3.3,5,12,15,±12,±15	25.40*25.40*10.60	1.5KV	DIL6
	YLB10	10W	4.5-18	5,12,15,24	25.40*25.40*10.60	1.6KV	DIL6
NEW	68D15	15W	9-18,18-36,36-75	3.3,5,12,15,±12,±15	25.40*25.40*10.60	1.5KV	DIL6
	68DW15	15W	9-36,18-75	3.3,5,12,15,±12,±15	25.40*25.40*10.60	1.5KV	DIL6
	68D20	20W	9-18,18-36,36-75	3.3,5,12,15,±12,±15	25.40*25.40*10.60	1.5KV	DIL6
	68DW20	20W	9-36,18-75	3.3,5,12,15,±12,±15	25.40*25.40*10.60	1.5KV	DIL6
	96DW-R6	30W	9-36,18-75	3.3,5,12,15,24	25.40*25.40*10.60	1.5KV	DIL6

DC-DC Converters, 2"x 1"Package, 10 ~ 60W

	P/N(Series)	Watt	Input Voltage (Vdc)	Output Voltage (Vdc)	Size(mm)	Isolated	Package
	61D-BNL	10W	9-18,18-36,36-72	3.3,5,12,15,24,±5,±12,±15,±24	51.00*25.40*11.50	1.5KV	DIL5
	61D-R3	10W	9-18,18-36,36-75	3.3,5,12,15,±5,±12,±15	50.80*25.40*10.60	1.5KV	DIL6
	61DW-R3	10W	9-36,18-75	3.3,5,12,15,±5,±12,±15	50.80*25.40*10.60	1.5KV	DIL6
	67D-R3	15W	9-18,18-36,36-75	3.3,5,12,15,±5,±12,±15	50.80*25.40*10.60	1.5KV	DIL6
	67DW-R3	15W	9-36,18-75	3.3,5,12,15,±5,±12,±15	50.80*25.40*10.60	1.5KV	DIL6
	95D-R3	20W	9-18,18-36,36-75	3.3,5,12,15,±5,±12,±15	50.80*25.40*10.60	1.5KV	DIL6
	95D-B3	20W	9-18,18-36,36-75	3.3,5,12,15,±5,±12,±15	51.00*25.40*11.50	1.5KV	DIL6
	95DW-R3	20W	9-36,18-75	3.3,5,12,15,±5,±12,±15	50.80*25.40*10.60	1.5KV	DIL6
	95DW-B3	20W	9-36,18-75	3.3,5,12,15,±5,±12,±15	51.00*25.40*11.50	1.5KV	DIL6
	96D-R5	30W	9-18,18-36,36-72	3.3,5,12,15,±12,±15	50.80*25.40*15.30	1.6KV	DIL6
	96DW-R5	30W	9-36,18-75	3.3,5,12,15,±12,±15	50.80*25.40*10.60 50.80*25.40*15.30	1.6KV	DIL6
	99D-R3	40W	9-18,18-36,36-75	3.3,5,12,15,±12,±15	50.80*25.40*11.60	1.5KV	DIL6
NEW	YNC20	20W	9-75	5,12,15,24,48,±12,±15	50.80*25.40*11.60	2.25KV	DIL6
NEW	YNC30	30W	9-75	5,12,15,24,48,±12,±15	50.80*25.40*11.60	2.25KV	DIL6
NEW	YNC40	40W	9-75	5,12,15,24,48,±12,±15	50.80*25.40*11.60	2.25KV	DIL6
NEW	YNB50	50W	9-36,18-75	5,12,15,24	50.80*25.40*11.60	1.6KV	DIL6
NEW	YNB60	60W	9-36,18-75	5,12,15,24	50.80*25.40*11.60	1.6KV	DIL6

DC-DC Converters, 2"x 1.6"& 2"x 2"Package, 30 ~ 40W

	P/N(Series)	Watt	Input Voltage (Vdc)	Output Voltage (Vdc)	Size(mm)	Isolated	Package
	96D	30W	9-18,18-36,36-72	3.3,5,12,15,±5,±12,±15	51.00*51.00*10.30	3KV	DIL8
	96DW	30W	9-36,18-72	3.3,5,12,15,±5,±12,±15	51.00*51.00*10.30	3KV	DIL8
	99D-R2	40W	9-18,18-36,36-75	3.3,5,12,15,±12,±15	51.00*51.00*10.30	1.5KV	DIL8
	99DW-R2	40W	9-36,18-75	3.3,5,12,15,±12,±15	51.00*51.00*10.30	1.5KV	DIL8

DC-DC Converters, 3"x 2.6"Package, 60W

	P/N(Series)	Watt	Input Voltage (Vdc)	Output Voltage (Vdc)	Size(mm)	Isolated	Package
	93D	60W	9-18,18-36,36-72	5,12,15,±5,±12,±15	76.70*66.50*21.60	3KV	DIL8
	93DW	60W	9-36,18-72	5,12,15,±5,±12,±15	76.70*66.50*21.60	3KV	DIL8

DC-DC Converters, Half Brick Size, 75W

	P/N(Series)	Watt	Input Voltage (Vdc)	Output Voltage (Vdc)	Size(mm)	Isolated	Package
NEW	YHB75	75W	9-36,18-75,40-160	3.3,5,12,15,24	61.00*57.90*15.00	2.25KV	Half Brick Size

DC-DC Converters, Medical Application +

	P/N(Series)	Watt	Input Voltage (Vdc)	Output Voltage (Vdc)	Size(mm)	Isolated	Package
	12D1M	1W	5,12,24	5,12,15,±5,±9,±12,±15	19.50*9.80*12.50	4.2KVac/6KVdc	SIP7
	12D1M-2W	2W	5,12,24	5,12,15,±5,±9,±12,±15	19.50*9.80*12.50	4.2KVac/6KVdc	SIP7
	30DW-10WM	10W	9-36,18-75	3.3,5,12,15,±5,±12,±15	32.20*15.20*11.00	3KVdc	SIP12
	68DW10-M	10W	9-36,18-75	3.3,5,12,15,±5,±12,±15	31.60*20.10*10.00	5KVdc	DIL24

DC-DC Converters, Railway Application 🚂

	P/N(Series)	Watt	Input Voltage (Vdc)	Output Voltage (Vdc)	Size(mm)	Isolated	Package
	68DW-R1	10W	40-160	3.3,5,12,15,±12,±15	31.60*20.10*10.00	1.6KV	DIL24
	98DW20-R3	20W	9-36,18-75,40-160	3.3,5,12,15,±12,±15	50.80*25.40*10.60	3KV	DIL6
	98DW30-R3	30W	9-36,18-75,40-160	3.3,5,12,15,±12,±15	51.00*25.40*13.50	3KV	DIL6